



# LP166\*166-M-72-MH

Rated Power 430-450W



**9BB Cell**  
More uniform current collection capability, reducing the current heat loss of the internal cells.



**Low Light Features**  
Higher performance under low light environment.



**Higher Output Power**  
The output power of 144 half-cells Monocrystalline modules is up to 450W.



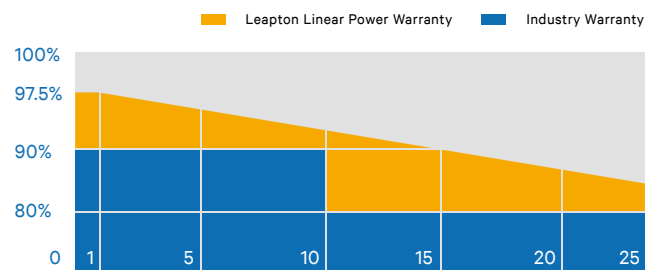
**PID Protection**  
Ensure the attenuation probability caused by PID phenomenon is minimized.



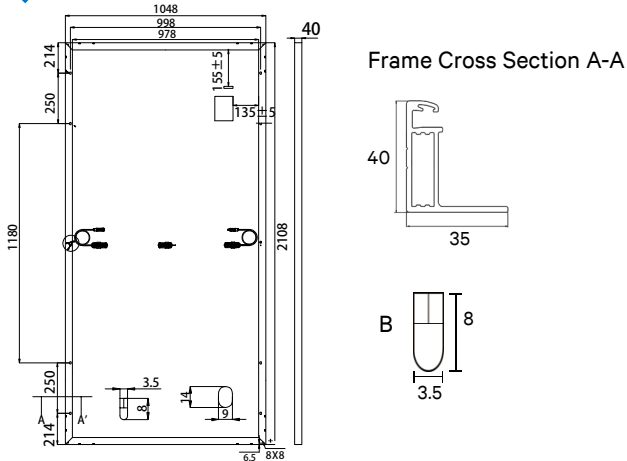
**Harsh Environmental Adaptability**  
Strict salt spray and ammonia corrosion test by TUV Nord.



**Load Capacity**  
Mechanical load tests including wind load 2400 Pa and snow load 5400 Pa done by TUV Nord.



## MECHANICAL DIAGRAMS



## SPECIFICATIONS

Weight	24kg
Dimensions	2108mm*1048mm*40mm
Cell Amount	72*2 pcs
Maximum System Voltage	1000/1500V
Junction Box	IP68
Frame	Aluminum Alloy
Cable	4mm <sup>2</sup> , Landscape: N 1300mm/P 1300mm Portrait: N 150mm/P 300mm
Connector	MC4 compatible
Application Level	Class A

## ELECTRICAL PARAMETERS AT STC

	430W	435W	440W	445W	450W
Power	430W	435W	440W	445W	450W
Open Circuit Voltage	49.20V	49.40V	49.60V	49.80V	50.00V
Short Circuit Current	11.19A	11.26A	11.33A	11.40A	11.47A
Maximum Power Voltage	40.60V	40.80V	41.00V	41.20V	41.40V
Maximum Power Current	10.60A	10.67A	10.74A	10.81A	10.88A
Module Efficiency	19.5%	19.7%	19.9%	20.1%	20.4%

\* Under Standard Test Conditions (STC) of irradiance of 1000 W/m<sup>2</sup>, spectrum AM 1.5 and cell temperature of 25°C.

## ELECTRICAL PARAMETERS AT NMOT

	322W	326W	330W	334W	338W
Power	322W	326W	330W	334W	338W
Open Circuit Voltage	46.10V	46.30V	46.50V	46.70V	46.90V
Short Circuit Current	9.08A	9.13A	9.19A	9.25A	9.31A
Maximum Power Voltage	37.70V	37.90V	38.10V	38.20V	38.30V
Maximum Power Current	8.56A	8.61A	8.66A	8.75A	8.84A
Module Efficiency	14.6%	14.8%	14.9%	15.1%	15.3%

\* Under Nominal Module Operating Temperature (NMOT), irradiance of 800 W/m<sup>2</sup>, spectrum AM 1.5, ambient temperature 20°C, wind speed 1 m/s.

## TEMPERATURE CHARACTERISTICS

NMOT	41±3°C	Temp Coefficient of ISC	+0.05%/°C
Temp Coefficient of VOC	-0.28%/°C	Temp Coefficient of Pmax	-0.36%/°C

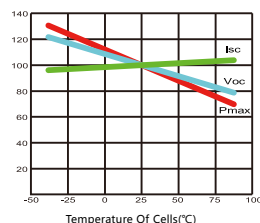
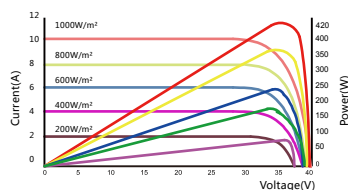
## PACKING CONFIGURATION

Modules/Pallet	26 Pieces	Modules/40'Container	616 Pieces
Packing Description	22 Pallets, Total=(26+26+4)x11=616 Pieces		

## CHARACTERISTICS

LP166\*166-M-72-MH-430W

LP166\*166-M-72-MH-430W



## MAXIMUM RATING

Output Tolerance	0~+5W
Operating Temperature	-40°C~+85°C
Wind Load/Snow Load	2400pa/5400pa
Fuse Current	20A

**15** YEARS  
Quality  
Warranty

**25** YEARS  
Power  
Warranty

Headquarter : Leapton Energy Co., Ltd.

📍 Tosei Bldg. 6F, 1-2-1 Aioi-cho, Chuo-ku Kobe-shi, Hyogo, 650-0025, Japan

Manufacturer : Leapton Solar (Changshu) Co., Ltd.

📍 No.55, Sunshine Avenue, Changshu City, Jiangsu, China

☎ +86-512-88800068

✉ info@leaptonenergy.com

🌐 www.leaptonpv.com

☎ +81-78-382-3182

🌐 www.leaptonenergy.jp